



SAROJINI NAIDU VANITA PHARMACY MAHA VIDYALAYA

(Sponsored by the Exhibition Society), Tamaka, Secunderabad

Affiliated to Osmania University, Approved by AICTE & PCI

ISO 9001: 2015 Certified Institution, NBA Accredited B. Pharmacy Course

LIST OF COURSES ADDRESSING GENDER ISSUES

S. No	Name of the Course
1	Human Anatomy and Physiology-II (Theory)
2	Human Anatomy and Physiology-II (Practical)
3	Human Anatomy and Physiology-I (Theory)
4	Human Anatomy and Physiology (Practical)
5	1.1 Human Anatomy and Physiology (Theory)
6	1.1 Human Anatomy and Physiology (Practical)

T. Sarathyosh

PRINCIPAL

Sarojini Naidu Vanita Pharmacy Maha Vidyalaya
Vijayapuri Colony, S.Lalaguda, Tamaka
Secunderabad-500 017.

BP 201T. HUMAN ANATOMY AND PHYSIOLOGY-II (Theory)

45 Hours

Scope: This subject is designed to impart fundamental knowledge on the structure and functions of the various systems of the human body. It also helps in understanding both homeostatic mechanisms. The subject provides the basic knowledge required to understand the various disciplines of pharmacy.

Objectives: Upon completion of this course the student should be able to:

1. Explain the gross morphology, structure and functions of various organs of the human body.
2. Describe the various homeostatic mechanisms and their imbalances.
3. Identify the various tissues and organs of different systems of human body.
4. Perform the hematological tests like blood cell counts, haemoglobin estimation, bleeding/clotting time etc and also record blood pressure, heart rate, pulse and respiratory volume.
5. Appreciate coordinated working pattern of different organs of each system
6. Appreciate the interlinked mechanisms in the maintenance of normal functioning (homeostasis) of human body.

Course Content:

Unit I

10 hours

• **Nervous system**

Organization of nervous system, neuron, neuroglia, classification and properties of nerve fibre, electrophysiology, action potential, nerve impulse, receptors, synapse, neurotransmitters.


Central nervous system: Meninges, ventricles of brain and cerebrospinal fluid. structure and functions of brain (cerebrum, brain stem, cerebellum), spinal cord (gross structure, functions of afferent and efferent nerve tracts, reflex activity)

Unit II

06 hours

• **Digestive system**

Anatomy of GI Tract with special reference to anatomy and functions of stomach, (Acid production in the stomach, regulation of acid production through parasympathetic nervous system, pepsin role in protein digestion) small intestine



T. Sarathyosh

PRINCIPAL

Sarojini Naidu Vanita Pharmacy Maha Vidyalaya
Vijayapuri Colony, S.Lalaguda, Tarnaka,
Secunderabad-500 017.

and large intestine, anatomy and functions of salivary glands, pancreas and liver, movements of GIT, digestion and absorption of nutrients and disorders of GIT.

- **Energetics**

Formation and role of ATP, Creatinine Phosphate and BMR.

Unit III

- **Respiratory system**

10 hours

Anatomy of respiratory system with special reference to anatomy of lungs, mechanism of respiration, regulation of respiration

Lung Volumes and capacities transport of respiratory gases, artificial respiration, and resuscitation methods.

- **Urinary system**

Anatomy of urinary tract with special reference to anatomy of kidney and nephrons, functions of kidney and urinary tract, physiology of urine formation, micturition reflex and role of kidneys in acid base balance, role of RAS in kidney and disorders of kidney.

Unit IV

10 hours

- **Endocrine system**

Classification of hormones, mechanism of hormone action, structure and functions of pituitary gland, thyroid gland, parathyroid gland, adrenal gland, pancreas, pineal gland, thymus and their disorders.

Unit V


09 hours

- **Reproductive system**

Anatomy of male and female reproductive system, Functions of male and female reproductive system, sex hormones, physiology of menstruation, fertilization, spermatogenesis, oogenesis, pregnancy and parturition

- **Introduction to genetics**

Chromosomes, genes and DNA, protein synthesis, genetic pattern of inheritance



T. Sarathyosh
PRINCIPAL

Sarojini Naidu Vanita Pharmacy Maha Vidyalaya
Vijayapuri Colony, S.Lalaguda, Tarnaka
Secunderabad-500 017.

BP 207 P. HUMAN ANATOMY AND PHYSIOLOGY (Practical)

4 Hours/week

Practical physiology is complimentary to the theoretical discussions in physiology. Practicals allow the verification of physiological processes discussed in theory classes through experiments on living tissue, intact animals or normal human beings. This is helpful for developing an insight on the subject.

1. To study the integumentary and special senses using specimen, models, etc.,
2. To study the nervous system using specimen, models, etc.,
3. To study the endocrine system using specimen, models, etc
4. To demonstrate the general neurological examination
5. To demonstrate the function of olfactory nerve
6. To examine the different types of taste.
7. To demonstrate the visual acuity
8. To demonstrate the reflex activity
9. Recording of body temperature
10. To demonstrate positive and negative feedback mechanism.

11. Determination of tidal volume and vital capacity.
12. Study of digestive, respiratory, cardiovascular systems, urinary and reproductive systems with the help of models, charts and specimens.
13. Recording of basal mass index
14. Study of family planning devices and pregnancy diagnosis test.
15. Demonstration of total blood count by cell analyser
16. Permanent slides of vital organs and gonads.


Recommended Books (Latest Editions)

1. Essentials of Medical Physiology by K. Sembulingam and P. Sembulingam. Jaypee brothers medical publishers, New Delhi.
2. Anatomy and Physiology in Health and Illness by Kathleen J.W. Wilson, Churchill Livingstone, New York
3. Physiological basis of Medical Practice-Best and Tailor. Williams & Wilkins Co., Riverview, MI USA

T. Sarathyosh

PRINCIPAL

Sarojini Naidu Vanita Pharmacy Maha Vidyalaya
Vijayapuri Colony, S.Lalagude, Tarnakē
Secunderabad-500 017,



4. Text book of Medical Physiology- Arthur C. Guyton and John E. Hall. Miamisburg, OH, U.S.A.
5. Principles of Anatomy and Physiology by Tortora Grabowski. Palmetto, GA, U.S.A.
6. Textbook of Human Histology by Inderbir Singh, Jaypee brothers medical publishers, New Delhi.
7. Textbook of Practical Physiology by C.L. Ghai, Jaypee brothers medical publishers, New Delhi.
8. Practical workbook of Human Physiology by K. Srinageswari and Rajeev Sharma, Jaypee brother's medical publishers, New Delhi.

Reference Books:

1. Physiological basis of Medical Practice-Best and Taylor. Williams & Wilkins Co, Riverview, MI USA
2. Text book of Medical Physiology- Arthur C, Guyton and John. E. Hall. Miamisburg, OH, U.S.A.
3. Human Physiology (vol 1 and 2) by Dr. C.C. Chatterrje ,Academic Publishers Kolkata



T. Sarathyosh

PRINCIPAL

Sarojini Naidu Vanita Pharmacy Maha Vidyalaya
Vijayapuri Colony, S.Lalaguda, Tarnaka
Secunderabad-500 017.



BP101T. HUMAN ANATOMY AND PHYSIOLOGY-I (Theory)

45 Hours

Scope: This subject is designed to impart fundamental knowledge on the structure and functions of the various systems of the human body. It also helps in understanding both homeostatic mechanisms. The subject provides the basic knowledge required to understand the various disciplines of pharmacy.

Objectives: Upon completion of this course the student should be able to

1. Explain the gross morphology, structure and functions of various organs of the human body.
2. Describe the various homeostatic mechanisms and their imbalances.
3. Identify the various tissues and organs of different systems of human body.
4. Perform the various experiments related to special senses and nervous system.
5. Appreciate coordinated working pattern of different organs of each system

Course Content:

Unit I

10 hours

- **Introduction to human body**

Definition and scope of anatomy and physiology, levels of structural organization and body systems, basic life processes, homeostasis, basic anatomical terminology.

- **Cellular level of organization**

Structure and functions of cell, transport across cell membrane, cell division, cell junctions. General principles of cell communication, intracellular signaling pathway activation by extracellular signal molecule, Forms of intracellular signaling: a) Contact-dependent b) Paracrine c) Synaptic d) Endocrine

- **Tissue level of organization**

Classification of tissues, structure, location and functions of epithelial, muscular and nervous and connective tissues.



T. Sarathyosh

PRINCIPAL

Sarojini Naidu Vanita Pharmacy Maha Vidyalaya
Vijayapuri Colony, S.Lalaguda, Tarnaka
Secunderabad-500 017.

BP101T. HUMAN ANATOMY AND PHYSIOLOGY-I (Theory)

45 Hours

Scope: This subject is designed to impart fundamental knowledge on the structure and functions of the various systems of the human body. It also helps in understanding both homeostatic mechanisms. The subject provides the basic knowledge required to understand the various disciplines of pharmacy.

Objectives: Upon completion of this course the student should be able to

1. Explain the gross morphology, structure and functions of various organs of the human body.
2. Describe the various homeostatic mechanisms and their imbalances.
3. Identify the various tissues and organs of different systems of human body.
4. Perform the various experiments related to special senses and nervous system.
5. Appreciate coordinated working pattern of different organs of each system

Course Content:

Unit I

10 hours

- **Introduction to human body**

Definition and scope of anatomy and physiology, levels of structural organization and body systems, basic life processes, homeostasis, basic anatomical terminology.

- **Cellular level of organization**

Structure and functions of cell, transport across cell membrane, cell division, cell junctions. General principles of cell communication, intracellular signaling pathway activation by extracellular signal molecule, Forms of intracellular signaling: a) Contact-dependent b) Paracrine c) Synaptic d) Endocrine

- **Tissue level of organization**

Classification of tissues, structure, location and functions of epithelial, muscular and nervous and connective tissues.

Unit II

10 hours

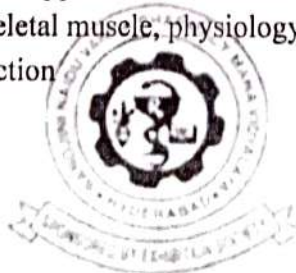
- **Integumentary system**

Structure and functions of skin

- **Skeletal system**

Divisions of skeletal system, types of bone, salient features and functions of bones of axial and appendicular skeletal system

Organization of skeletal muscle, physiology of muscle contraction, neuromuscular junction



T. Sarathyosh

PRINCIPAL

Sarojini Naidu Vanita Pharmacy Maha Vidyalaya
Vijayapuri Colony, S. Leleguda, Tarnaka,
Secunderabad-500 017.



- **Joints**
Structural and functional classification, types of joints movements and its articulation

10 hours

Unit III

- **Body fluids and blood**
- Body fluids, composition and functions of blood, hemopoiesis, formation of hemoglobin, anemia, mechanisms of coagulation, blood grouping, Rh factors, transfusion, its significance and disorders of blood, Reticulo endothelial system.
- **Lymphatic system**
Lymphatic organs and tissues, lymphatic vessels, lymph circulation and functions of lymphatic system

08 hours

Unit IV

Peripheral nervous system:

Classification of peripheral nervous system: Structure and functions of sympathetic and parasympathetic nervous system.
Origin and functions of spinal and cranial nerves.

- **Special senses**
Structure and functions of eye, ear, nose and tongue and their disorders.

Unit V

07 hours

- **Cardiovascular system**
Heart – anatomy of heart, blood circulation, blood vessels, structure and functions of artery, vein and capillaries, elements of conduction system of heart and heart beat, its regulation by autonomic nervous system, cardiac output, cardiac cycle. Regulation of blood pressure, pulse, electrocardiogram and disorders of heart.



T. Sarathyosh

PRINCIPAL

Sarojini Naidu Vanita Pharmacy Maha Vidyalaya
Vijayapuri Colony, S.Lalaguda, Tarnaka
Secunderabad-500 017.

BP107P. HUMAN ANATOMY AND PHYSIOLOGY (Practical)

4 Hours/week


Practical physiology is complimentary to the theoretical discussions in physiology. Practicals allow the verification of physiological processes discussed in theory classes through experiments on living tissue, intact animals or normal human beings. This is helpful for developing an insight on the subject.

1. Study of compound microscope.
2. Microscopic study of epithelial and connective tissue
3. Microscopic study of muscular and nervous tissue
4. Identification of axial bones
5. Identification of appendicular bones

6. Introduction to hemocytometry.
7. Enumeration of white blood cell (WBC) count
8. Enumeration of total red blood corpuscles (RBC) count
9. Determination of bleeding time
10. Determination of clotting time
11. Estimation of hemoglobin content
12. Determination of blood group.
13. Determination of erythrocyte sedimentation rate (ESR).
14. Determination of heart rate and pulse rate.
15. Recording of blood pressure.

Recommended Books (Latest Editions)

1. Essentials of Medical Physiology by K. Sembulingam and P. Sembulingam. Jaypee brothers medical publishers, New Delhi.
2. Anatomy and Physiology in Health and Illness by Kathleen J.W. Wilson, Churchill Livingstone, New York
3. Physiological basis of Medical Practice-Best and Tailor. Williams & Wilkins Co,Riverview,MI USA
4. Text book of Medical Physiology- Arthur C,Guyton andJohn.E. Hall. Miamisburg, OH, U.S.A.
5. Principles of Anatomy and Physiology by Tortora Grabowski. Palmetto, GA, U.S.A.



T. Sarojyoshi

PRINCIPAL

Sarojini Naidu Vanita Pharmacy Maha Vidyalaya
Vijayapuri Colony, S.Lalaguda, Tarnaka
Secunderabad-500 017.



APPENDIX-A

(See regulation 8)

PHARM.D. SYLLABUS

First Year

1.1 HUMAN ANATOMY & PHYSIOLOGY (THEORY)

Theory : 3 Hrs. /Week

1. **Scope and Objectives:** This course is designed to impart a fundamental knowledge on the structure and functions of the human body. It also helps in understanding both homeostasis mechanisms and homeostatic imbalances of various body systems. Since a medicament, which is produced by pharmacist, is used to correct the deviations in human body, it enhances the understanding of how the drugs act on the various body systems in correcting the disease state of the organs.

2. **Upon completion of the course the student shall be able to:**
 - a. describe the structure (gross and histology) and functions of various organs of the human body;
 - b. describe the various homeostatic mechanisms and their imbalances of various systems;
 - c. identify the various tissues and organs of the different systems of the human body;
 - d. perform the hematological tests and also record blood pressure, heart rate, pulse and Respiratory volumes;
 - e. appreciate coordinated working pattern of different organs of each system; and
 - f. appreciate the interlinked mechanisms in the maintenance of normal functioning (homeostasis) of human body

3. **Course materials:**

Text books

 - a. Tortora Gerard J. and Nicholas, P. Principles of anatomy and physiology
Publisher Harpercollins college New York.
 - b. Wilson, K.J.W. Ross and Wilson's foundations of anatomy and physiology.
Publisher: Churchill Livingstone, Edinburg.

Reference books

 - a. Guyton arthur, C. *Physiology of human body*. Publisher: Holtsaunders.
 - b. Chatterjee,C.C. *Human physiology*. Volume 1&11. Publisher: medical allied agency, Calcutta.
 - c. Peter L. Williams, Roger Warwick, Mary Dyson and Lawrence, H.
 - d. *Gray's anatomy*. Publisher:Churchill Livingstone, London.




PRINCIPAL
 Sarojini Naidu Vanita Pharmacy Maha Vidyalaya
 Vijayapuri Colony, S.Lalaguda, Tarnaka
 Secunderabad-500 017.

4. Lecture wise program :

Topics

- 1 Scope of anatomy and physiology, basic terminologies used in this subject (Description of the body as such planes and terminologies)
- 2 Structure of cell – its components and their functions.
- 3 Elementary tissues of the human body: epithelial, connective, Muscular and nervous tissues-their sub-types and characteristics
- 4 a) Osseous system - structure, composition and functions of the Skeleton. (done in practical classes - 6hrs)
b) Classification of joints, Types of movements of joints and disorders of joints (Definitions only)
- 5 Haemopoetic System
 - a) Composition and functions of blood
 - b) Haemopoiesis and disorders of blood components (definition of disorder)
 - c) Blood groups
 - d) Clotting factors and mechanism
 - e) Platelets and disorders of coagulation
- 6 Lymph
 - a) Lymph and lymphatic system, composition, formation and circulation.
 - b) Spleen: structure and functions, Disorders
 - c) Disorders of lymphatic system (definition only)
- 7 Cardiovascular system
 - a) Anatomy and functions of heart
 - b) Blood vessels and circulation (Pulmonary, coronary and systemic circulation)
 - c) Electrocardiogram (ECG)
 - d) Cardiac cycle and heart sounds
 - e) Blood pressure – its maintenance and regulation
 - f) Definition of the following disorders
Hypertension, Hypotension, Arteriosclerosis, Atherosclerosis, Angina, Myocardial infarction, Congestive heart failure, Cardiac arrhythmias
- 8 Respiratory system
 - a) Anatomy of respiratory organs and functions
 - b) Mechanism / physiology of respiration and regulation of respiration
 - c) Transport of respiratory gases
 - d) Respiratory volumes and capacities, and Definition of: Hypoxia, Asphyxia, Dybarism, Oxygen therapy and resuscitation.
- 9 Digestive system
 - a) Anatomy and physiology of GIT
 - b) Anatomy and functions of accessory glands of GIT
 - c) Digestion and absorption
 - d) Disorders of GIT (definitions only)



T. Sarathyosh
PRINCIPAL

Sarojini Naidu Vanita Pharmacy Maha Vidyalaya
Vijayapuri Colony, S.Lalaguda, Tan.
Secunderabad-500 017.

- 10 Nervous system
- Definition and classification of nervous system
 - Anatomy, physiology and functional areas of cerebrum
 - Anatomy and physiology of cerebellum
 - Anatomy and physiology of mid brain
 - Thalamus, hypothalamus and Basal Ganglia
 - Spinal cord: Structure & reflexes – mono-poly-planter
 - Cranial nerves – names and functions
 - ANS – Anatomy & functions of sympathetic & parasympathetic N.S.
- 11 Urinary system
- Anatomy and physiology of urinary system
 - Formation of urine
 - Renin Angiotensin system – Juxtaglomerular apparatus - acid base Balance
 - Clearance tests and micturition
- 12 Endocrine system
- Pituitary gland
 - Adrenal gland
 - Thyroid and Parathyroid glands
 - Pancreas and gonads
- 13 Reproductive system
- Male and female reproductive system
 - Their hormones – Physiology of menstruation
 - Spermatogenesis & Oogenesis
 - Sex determination (genetic basis)
 - Pregnancy and maintenance and parturition
 - Contraceptive devices
- 14 Sense organs
- Eye
 - Ear
 - Skin
 - Tongue & Nose
- 15 Skeletal muscles
- Histology
 - Physiology of Muscle contraction
 - Physiological properties of skeletal muscle and their disorders (definitions)
- 16 Sports physiology
- Muscles in exercise, Effect of athletic training on muscles and muscle performance,
 - Respiration in exercise, CVS in exercise, Body heat in exercise, Body fluids and salts in exercise,
 - Drugs and athletics



T. Sarathyosh
PRINCIPAL

Sarojini Naidu Vanita Pharmacy Maha Vidyalaya
Vijayapuri Colony, S.Lalaguda, Tarnaka
Secunderabad-500 017.

1.1 HUMAN ANATOMY & PHYSIOLOGY (PRACTICAL)

Practical : 3 Hrs./Week

General Requirements: Dissection box, Laboratory Napkin, muslin cloth, record, Observation book(100pages), Stationary items, Blood lancet.

Course materials:

Text books

Goyal, R. K, Natvar M.P, and Shah S.A, Practical anatomy, physiology and biochemistry, latest edition, Publisher: B.S Shah Prakashan, Ahmedabad.

Reference books

Ranade VG, Text book of practical physiology, Latest edition, Publisher: PVG, Pune
Anderson Experimental Physiology, Latest edition, Publisher: NA

List of Experiments:

1. Study of tissues of human body
 - (a) Epithelial tissue.
 - (b) Muscular tissue.
2. Study of tissues of human body
 - (a) Connective tissue.
 - (b) Nervous tissue.
3. Study of appliances used in hematological experiments.
4. Determination of W.B.C. count of blood.
5. Determination of R.B.C. count of blood.
6. Determination of differential count of blood.
7. Determination of
 - (a) Erythrocyte Sedimentation Rate.
 - (b) Hemoglobin content of Blood.
 - (c) Bleeding time & Clotting time.
8. Determination of
 - (a) Blood Pressure.
 - (b) Blood group.
9. Study of various systems with the help of charts, models & specimens
 - (a) Skeleton system part I-axial skeleton.
 - (b) Skeleton system part II- appendicular skeleton.
 - (c) Cardiovascular system.
 - (d) Respiratory system.



T. Sarathyosh

PRINCIPAL

Sarojini Naidu Vanita Pharmacy Maha Vidyalaya
Vijayapuri Colony, S.Lalaguda, Tarnaka,
Secunderabad-500 017.

- (e) Digestive system.
 - (f) Urinary system.
 - (g) Nervous system.
 - (h) Special senses.
 - (i) Reproductive system.
10. Study of different family planning appliances.
 11. To perform pregnancy diagnosis test.
 12. Study of appliances used in experimental physiology.
 13. To record simple muscle curve using gastrocnemius sciatic nerve preparation.
 14. To record simple summation curve using gastrocnemius sciatic nerve preparation.
 15. To record simple effect of temperature using gastrocnemius sciatic nerve preparation.
 16. To record simple effect of load & after load using gastrocnemius sciatic nerve preparation.
 17. To record simple fatigue curve using gastrocnemius sciatic nerve preparation.

Scheme of Practical Examination:

	Sessionals	Annual
Identification	04	10
Synopsis	04	10
Major Experiment	07	20
Minor Experiment	03	15
Viva	02	15
Max Marks	20	70
Duration	03hrs	04hrs

Note: Total sessional marks is 30 (20 for practical sessional plus 10 marks for regularity, promptness, viva-voce and record maintenance).



T. Sarathyosh
PRINCIPAL

Sarojini Naidu Vanita Pharmacy Maha Vidyalaya
Vijayapuri Colony, S.Lalaguda, Tarnaka
Secunderabad-500 017.